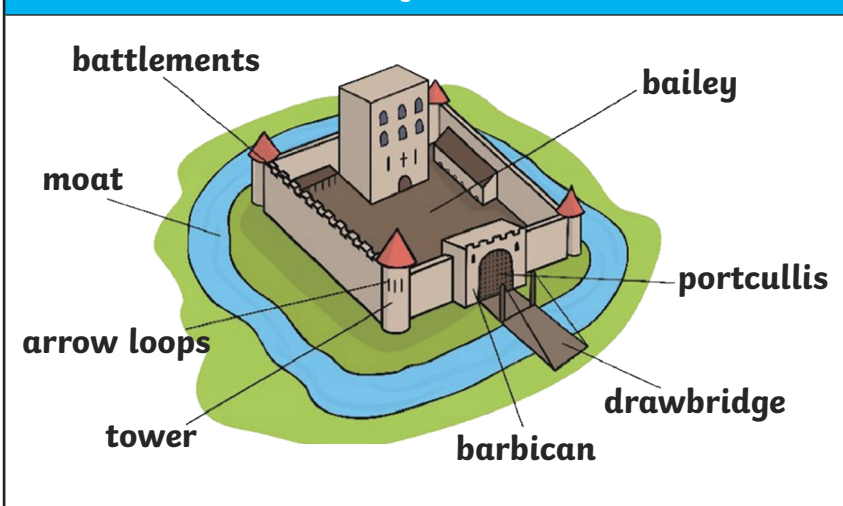


Castle Features - Key Vocabulary

castle	A large strong building, or group of buildings, designed to protect the people inside from attack.
arrow loop	A narrow vertical slit in a castle wall from which arrows could be fired.
barbican	Part of the outer defence of a castle. Used to help defend a gateway into a castle.
battlements	Found at the top of a castle's walls, with openings to shoot through and raised sections for protection.
drawbridge	A bridge, which can be raised and lowered, often found over a castle's moat.
moat	A deep, wide ditch surrounding a castle, often filled with water.
tower	A tall narrow building forming part of a castle.
portcullis	A strong, heavy spiked barrier that can be lowered to block an entrance.

Parts of a Castle



Why Were Castles Built?


Castles were built to:

- control the surrounding area
- defend against enemy attack
- launch weapons to attack enemies


Examples of Castles in the UK




Windsor Castle, England



Warwick Castle, England



Enniskillen Castle, Northern Ireland



Craigievar Castle, Scotland




Edinburgh Castle, Scotland



Caernarfon Castle, Wales

Motte and Bailey Castles

The earliest proper castles built in England were Motte and Bailey castles. They were built by the Normans following their invasion in 1066. The Normans came from France. Motte and Bailey castles were normally made from wood and a mound of earth, making them cheap and quick to build.



Motte and Bailey Castles - Key Vocabulary

motte	A tall steep sided mound on which the keep was built.
bailey	An area surrounded by a wooden fence, where soldiers and servants lived.
keep	The strongest part of the castle. This was built on top of the motte and was often lived in by the owner of the castle.


Fun Fact

The largest castle in the world is Malbork Castle in Poland.



A Timeline of the Development of Castles

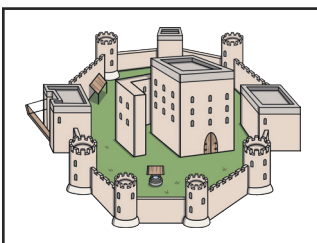
The way that castles were built and the materials that were used changed over time. This timeline shows some of the different styles of castles from the earliest to be built, to the most recent.



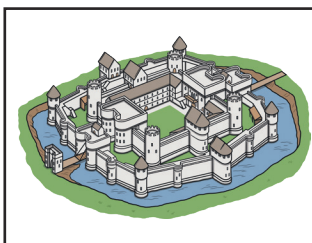
motte and bailey castle built from wood



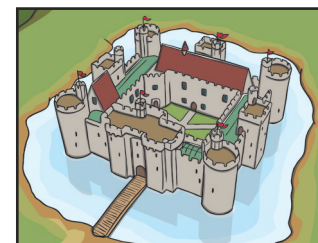
stone keep motte and bailey castle



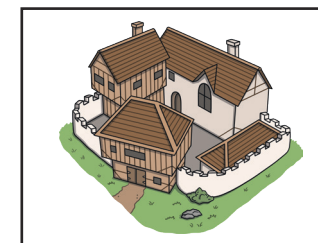
stone keep castle with stone curtain walls



concentric castle



courtyard castle and moat



fortified manor house